

Figure 501 CARBON STEEL BALL VALVES



1 PC STANDARD PORT 150# FLANGED

Features:

- Standard Port
- RTFE Seats Standard
- Stainless Steel Trim Standard
- Blow-out Proof Stem Design
- AntiStatic Design
- Adjustable Packing
- Removable Stop Plate & Locking Device

Standards:

- Design: ASME B16.34
- Pressure Test: API 598
- Flange Dimensions: ANSI B16.5
- Face to Face Dimensions: ANSI B16.10
- Materials & Design: ASME B16.34
- Mounting Pad: ISO 5211

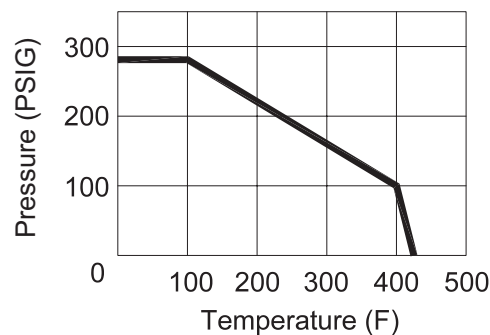


Figure Number Matrix

| FNW 5 0 1 X | | |
|--|-----------|------------|
| | | SIZE CODES |
| For other valve materials or configurations, contact FNW Valve at (503) 287-8383 for sales assistance. | 2 = K | 4 = P |
| | 2-1/2 = L | 6 = U |
| | 3 = M | |

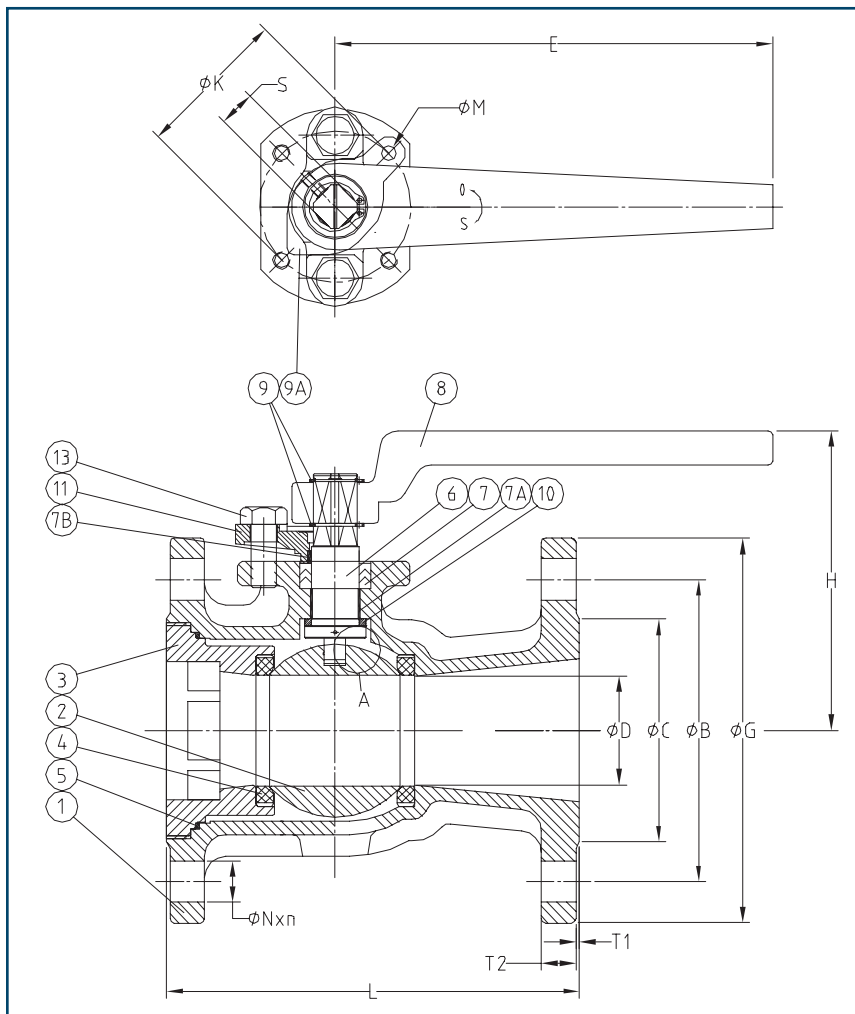
Cv & Weights

| Size | Cv | Wt. (Lbs) |
|-------|-----|-----------|
| 2 | 165 | 17 |
| 2-1/2 | 240 | 24 |
| 3 | 290 | 33 |
| 4 | 690 | 52 |
| 6 | 900 | 91 |

Torque

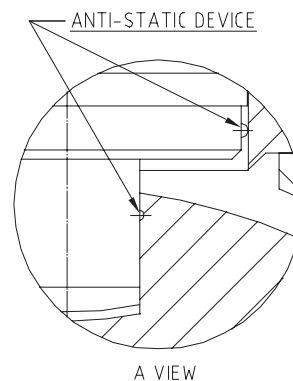
| Size | Torque (in-lbs) |
|-------|-----------------|
| 2 | 333 |
| 2-1/2 | 488 |
| 3 | 1,008 |
| 4 | 1,209 |
| 6 | 2,867 |

1 PC STANDARD PORT 150# FLANGED



Standard Materials

| Ref. No. | Description | Material | Qty |
|----------|---------------|-------------------------------------|-------|
| 1 | Body | ASTM A216 Gr. WCB | 1 |
| 2 | Ball | ASTM A351 Gr. CF8M (6" Hollow Ball) | 1 |
| 3 | Insert | ASTM A216 Gr. WCB | 1 |
| 4 | Seat | RTFE (PTFE+15% G.F.) | 2 |
| 5 | Body Seal | PTFE | 1 |
| 6 | Stem | ASTM A276-316 | 1 |
| 7 | Stem Packing | PTFE | 1 Set |
| 7A | Stem Bushing | PTFE | 1 |
| 7B | Bearing | PTFE | 1 |
| 8 | Handle | ASTM A216 Gr. WCB | 1 |
| 9 | Snap Ring | AISI 304SS | 2 |
| 9A | Stop Plate | AISI 304SS | 1 |
| 10 | Thrust Washer | PTFE | 1 |
| 11 | Gland | AISI 304SS | 1 |
| 13 | Gland Bolt | AISI 304SS | 2 |



Dimensions (Inches)

| Size | ØB | ØC | ØD | E | ØG | L | H | S | ØK | ØM | T1 | T2 | n | ØN |
|-------|------|------|------|-------|-------|------|------|-------|------|---------|------|------|---|------|
| 2 | 4.75 | 3.62 | 1.50 | 7.95 | 6.00 | 7.0 | 5.30 | 0.669 | 2.76 | 5/16-18 | 0.06 | 0.62 | 4 | 0.62 |
| 2-1/2 | 5.50 | 4.12 | 2.00 | 7.95 | 7.00 | 7.5 | 5.45 | 0.669 | 2.76 | 5/16-18 | 0.06 | 0.69 | 4 | 0.74 |
| 3 | 6.00 | 5.00 | 2.50 | 12.93 | 7.50 | 8.0 | 6.49 | 0.866 | 4.02 | 3/8-16 | 0.06 | 0.75 | 4 | 0.74 |
| 4 | 7.50 | 6.19 | 3.25 | 12.93 | 9.00 | 9.0 | 7.36 | 0.866 | 4.02 | 3/8-16 | 0.12 | 0.94 | 8 | 0.74 |
| 6 | 9.50 | 8.50 | 4.50 | 29.62 | 11.00 | 10.5 | 9.83 | 1.063 | 4.92 | 1/2-13 | 0.12 | 1.00 | 8 | 0.86 |

DOC: FNWBV50105 Ver. 1/09

© 2009 - FNW. All rights reserved.
The FNW logo is a registered trademark of Ferguson Enterprises, Inc.

The contents of this publication are presented for information purposes only, and while effort has been made to ensure their accuracy, they are not to be construed as warranties or guarantees, expressed or implied, regarding the products or services described herein or their use or applicability. All sales are governed by our terms and conditions, which are available on request. We reserve the right to modify or improve the designs or specifications of our products at any time without notice. Always verify that you have the most recent product specifications or other documentation prior to the installation of these products.